


Easy Trender

Intuitive Trending for Process and Equipment Data



Easy Trending for OPC Data

Easy Trender is an intuitive and powerful OPC Trending Client. Transform your OPC HDA data into knowledge that can be used to improve processes and increase operational efficiency. With OPC-HDA, you can connect to any process historian data source. Easily create trends to analyze product quality and system performance. Easy Trender is so easy, you'll be up and running in less than 5 minutes.

Organized Workspaces

Easy Trender's Workspaces make it easy to stay organized with mountains of information. Save trends to avoid hunting files. Save tags for instant access to your most commonly used tags. Save timestamps for important incidents, golden batches, and common timeframes.

Drag. Drop. Trend.

No dialogs are required to access your (OPC-HDA) process and equipment data. Just drag and drop from the tag browser directly into a trend window. Easy Trender's intuitive interface makes most common functions only a click away.

Quick Compare

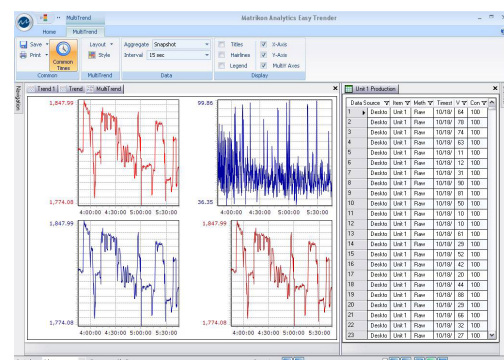
With Easy Trender, comparing data from multiple time ranges in the same window is simple— making batch compare and incident review a snap.

Powerful Plots

Easy Trender has multiple views for your OPC HDA data: Strip Charts, X-Y, SPC, Histogram, and more. View your data the way you want with Easy Trender's advanced trending algorithms.

Dashboard Overview

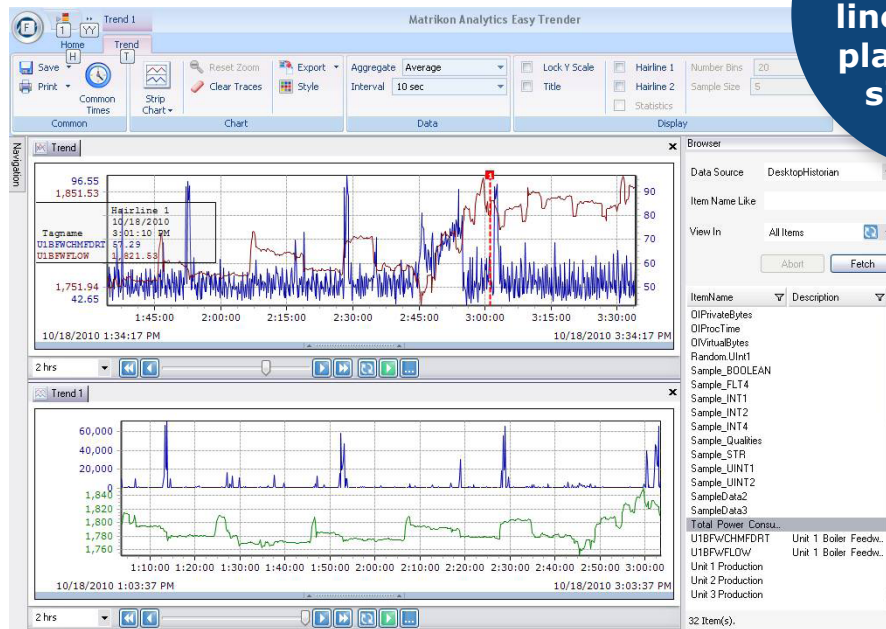
Sometimes one trend is not enough. Easy Trender's Dashboard Overview gives you the ability to see up to 25 trends in a grid at a glance.



Access All Your Data

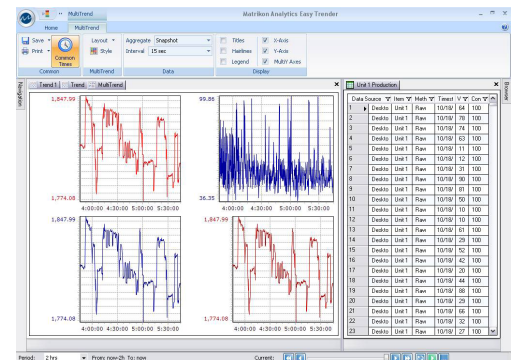
OPC is the most popular method for accessing industrial automation data. With OPC HDA access, Easy Trender enables you to pull data from multiple process historians and databases using OPC, without relying on custom tools for each system.

Compare data from separate lines, units, or plants, all in a single tool.



Technical Details

- Compatible with Windows XP/Vista/7/Server 2003/Server 2008
- OPC HDA 1.2 compatible
- View up to 25 trends simultaneously in Dashboard Overview
- View the underlying data in an Excel-like table
- Organize trends, tags and timestamps in intuitive Workspaces
- Advanced trending algorithm reduces network use for large datasets
- Strip-chart, X-Y, Histogram, SPC, Single-Y, Multi-Y and Multi-X plots
- Easy batch comparison for multiple time ranges



HongKe
虹科



hkaco.com



关注我们

需要详细信息? 请通过sales@hkaco.com联系我们 | 电话: 400-999-3848
办事处: 广州 | 北京 | 上海 | 深圳 | 西安 | 武汉 | 成都 | 沈阳 | 香港 | 台湾 | 美国